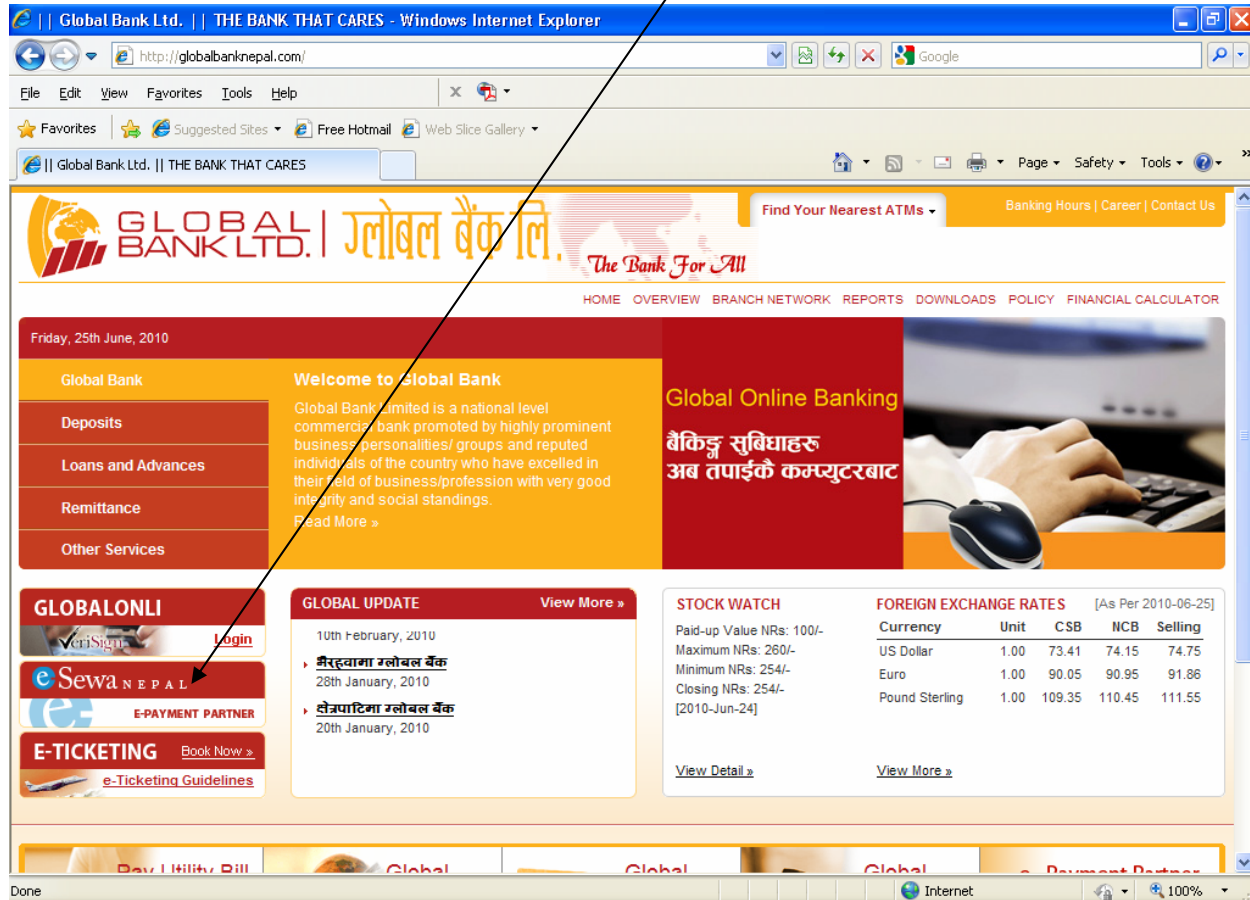


## How to Register for E-Sewa

### 1. Go to E-Sewa:

Go to [www.globalbanknepal.com](http://www.globalbanknepal.com) and click on E-Sewa Nepal, E-Payment Partner link, a new browser window opens up that directs you to E-Sewa's website.



Friday, 25th June, 2010

Global Bank Ltd. | THE BANK THAT CARES

GLOBAL BANK LTD. | ग्लोबल बैंक लि. *The Bank For All*

Find Your Nearest ATMs | Banking Hours | Career | Contact Us

HOME OVERVIEW BRANCH NETWORK REPORTS DOWNLOADS POLICY FINANCIAL CALCULATOR

Global Bank

Deposits

Loans and Advances

Remittance

Other Services

Welcome to Global Bank

Global Bank Limited is a national level commercial bank promoted by highly prominent business personalities/ groups and reputed individuals of the country who have excelled in their field of business/profession with very good integrity and social standings.

Read More >

Global Online Banking

बैंकिङ्ग सुबिधाहरु अब तपाईंको कम्प्युटरबाट

**GLOBALONLI** Login

**e-Sewa NEPAL** E-PAYMENT PARTNER

**E-TICKETING** Book Now > e-Ticketing Guidelines

**GLOBAL UPDATE** View More >

10th February, 2010

- मैरद्वयमा ग्लोबल बैंक 28th January, 2010
- लेत्रपाटिमा ग्लोबल बैंक 20th January, 2010

**STOCK WATCH**

Paid-up Value NRs: 100/-  
Maximum NRs: 260/-  
Minimum NRs: 254/-  
Closing NRs: 254/- [2010-Jun-24]

[View Detail >](#)

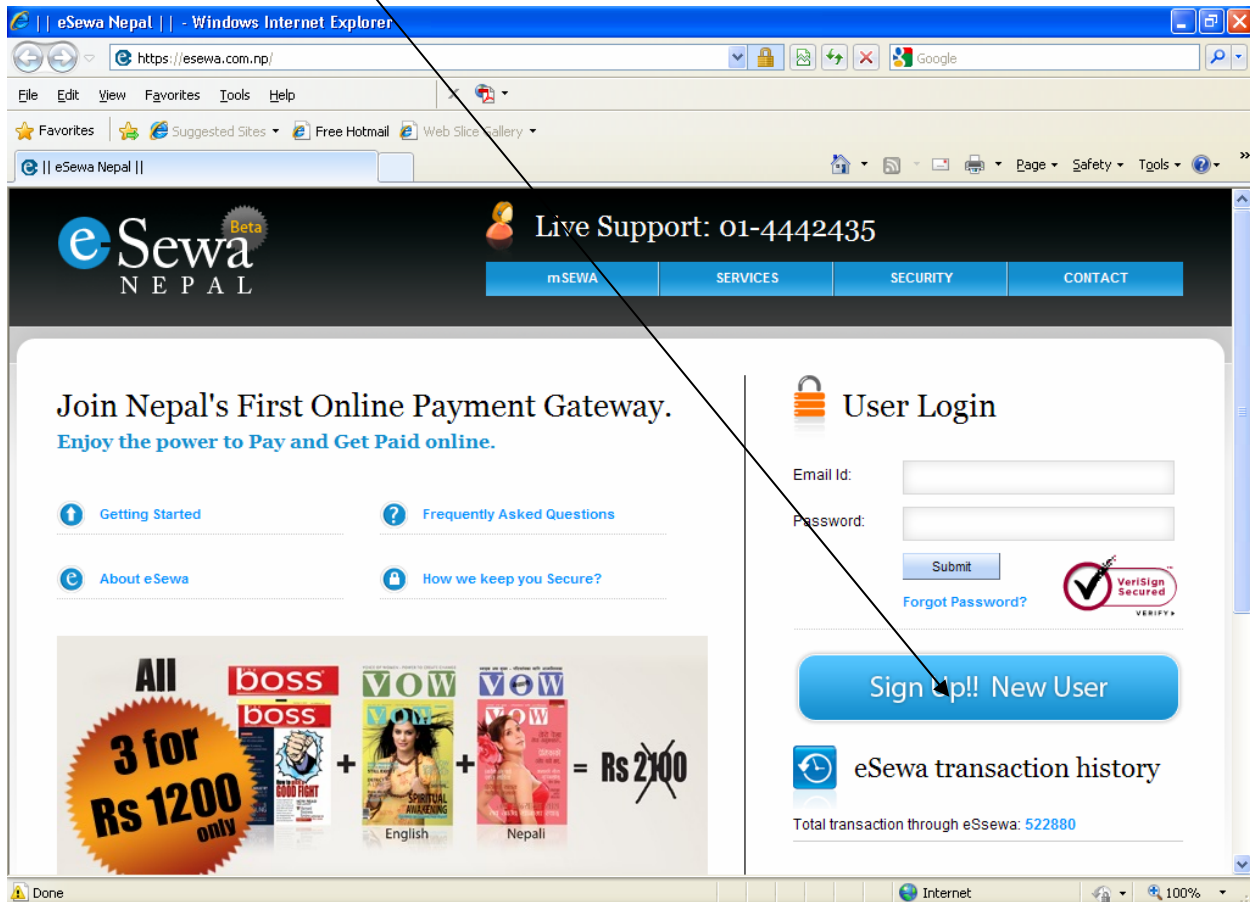
**FOREIGN EXCHANGE RATES** [As Per 2010-06-25]

Currency	Unit	CSB	NCB	Selling
US Dollar	1.00	73.41	74.15	74.75
Euro	1.00	90.05	90.95	91.86
Pound Sterling	1.00	109.35	110.45	111.55

[View More >](#)

Done Internet 100%

2. Sign-up for E-Sewa:  
Click on “Sign up!! New User” link and fill out the form.



The screenshot shows the eSewa Nepal website interface in a Windows Internet Explorer browser. The address bar displays <https://esewa.com.np/>. The website header includes the eSewa Nepal logo, a "Beta" badge, and a "Live Support: 01-4442435" contact number. Navigation tabs for "mSEWA", "SERVICES", "SECURITY", and "CONTACT" are visible. The main content area features a promotional banner for "Join Nepal's First Online Payment Gateway. Enjoy the power to Pay and Get Paid online." with links for "Getting Started", "Frequently Asked Questions", "About eSewa", and "How we keep you Secure?". A large promotional graphic shows "All 3 for Rs 1200 only" for books like "BOSS" and "VOW". On the right, the "User Login" section contains input fields for "Email Id:" and "Password:", a "Submit" button, a "Forgot Password?" link, and a "VeriSign Secured" logo. A prominent blue button labeled "Sign up!! New User" is highlighted with a black arrow pointing to it from the instruction text above. Below the login section, there is a link for "eSewa transaction history" and a status "Total transaction through eSewa: 522880". The browser's status bar at the bottom shows "Done" and "Internet" connection.

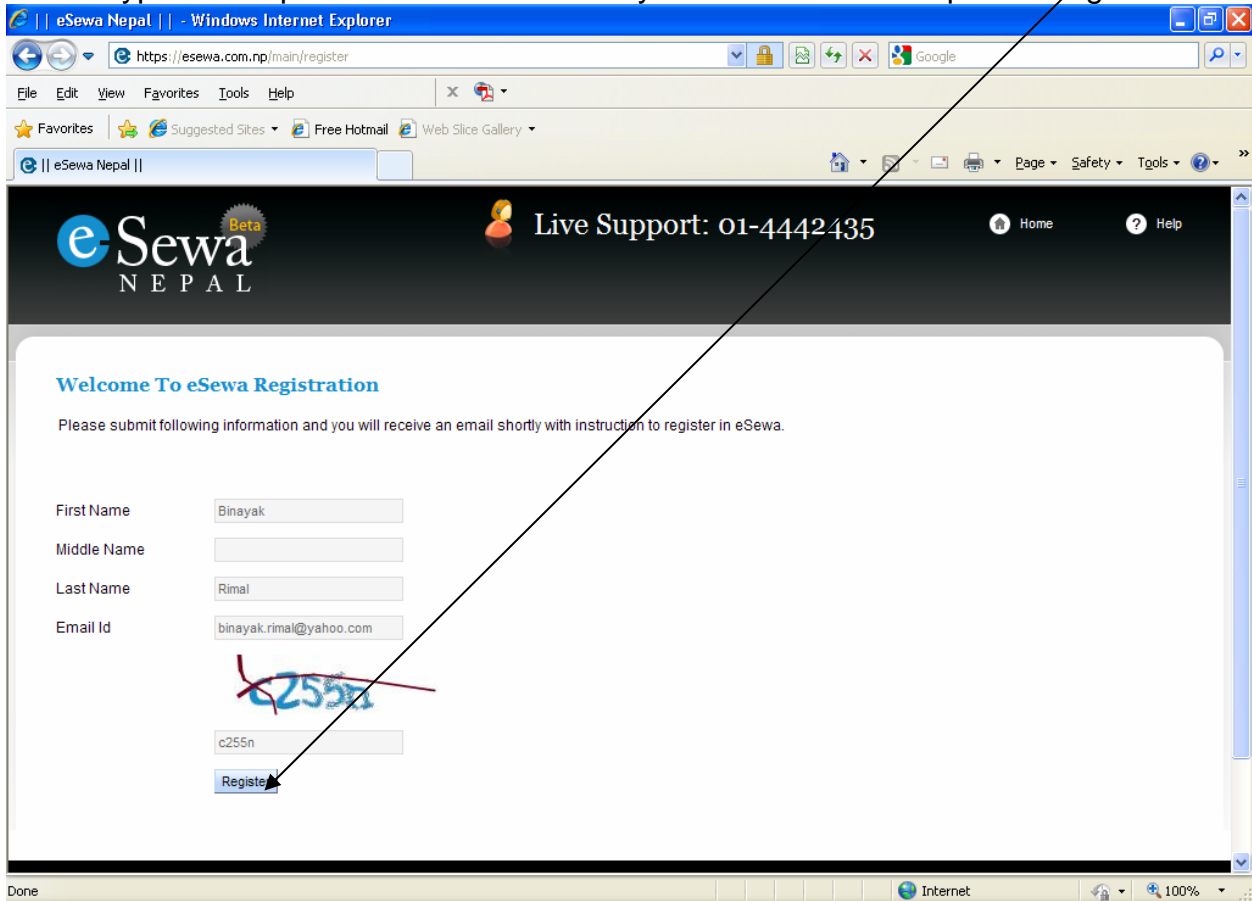
### 3. Complete first phase of registration:

You will see a registration page where you must fill out certain fields.

Please note that on Email id, you can give your Global Bank email or your web email.

Also, the website asks you to enter a sequence of letters (numbers and alphabets). Some websites do this in order to prevent spam.

Please type the sequence of letters seen on your screen and then press “Register”.



Windows Internet Explorer  
https://esewa.com.np/main/register

eSewa Nepal | Live Support: 01-4442435

### Welcome To eSewa Registration

Please submit following information and you will receive an email shortly with instruction to register in eSewa.

First Name: Binayak  
Middle Name:   
Last Name: Rimal  
Email Id: binayak.rimal@yahoo.com

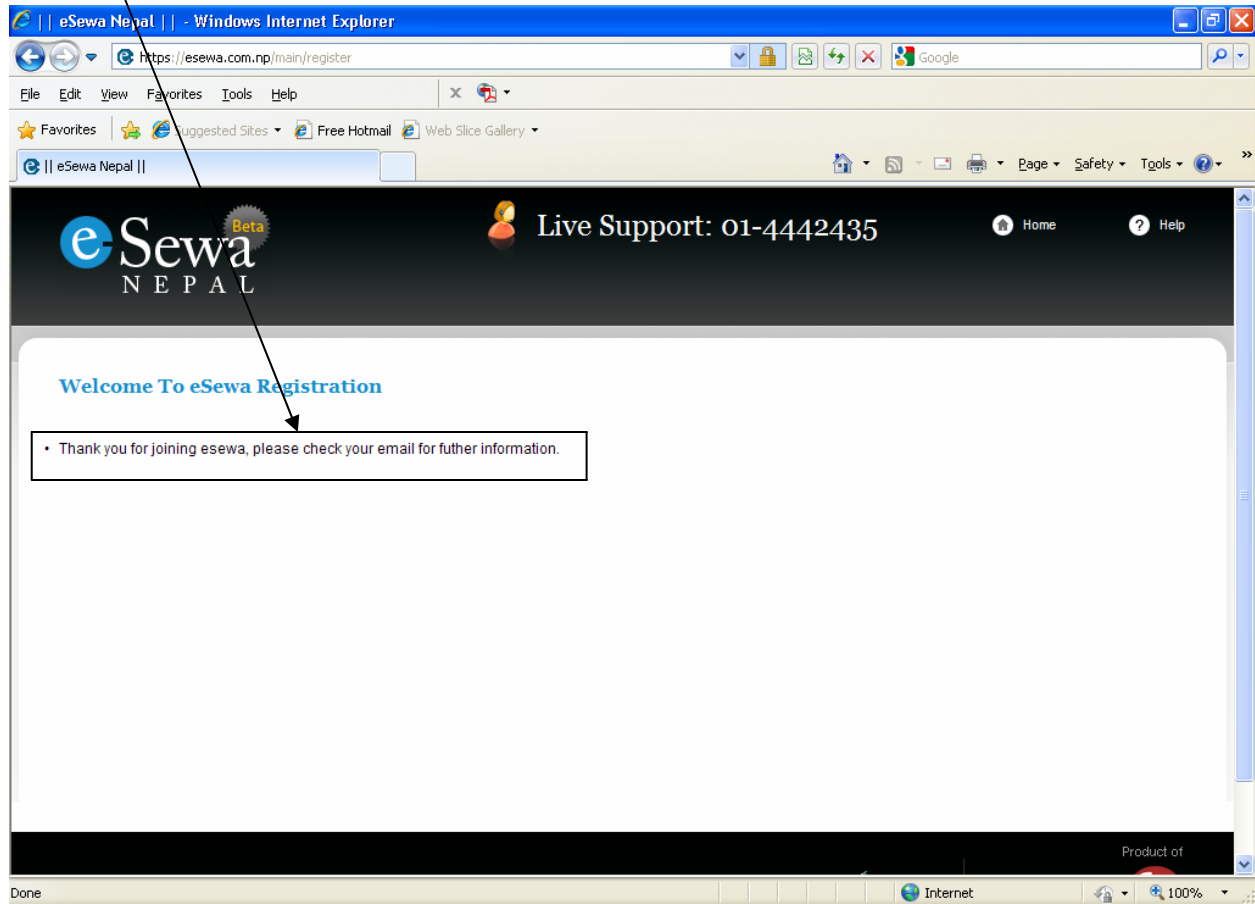
255n

c255n

Register

4. Verify first phase of registration was successful:

After registration is complete, you will see a page which tells your registration was successful and also asks you to check your email (the same email address you provided to E-Sewa).

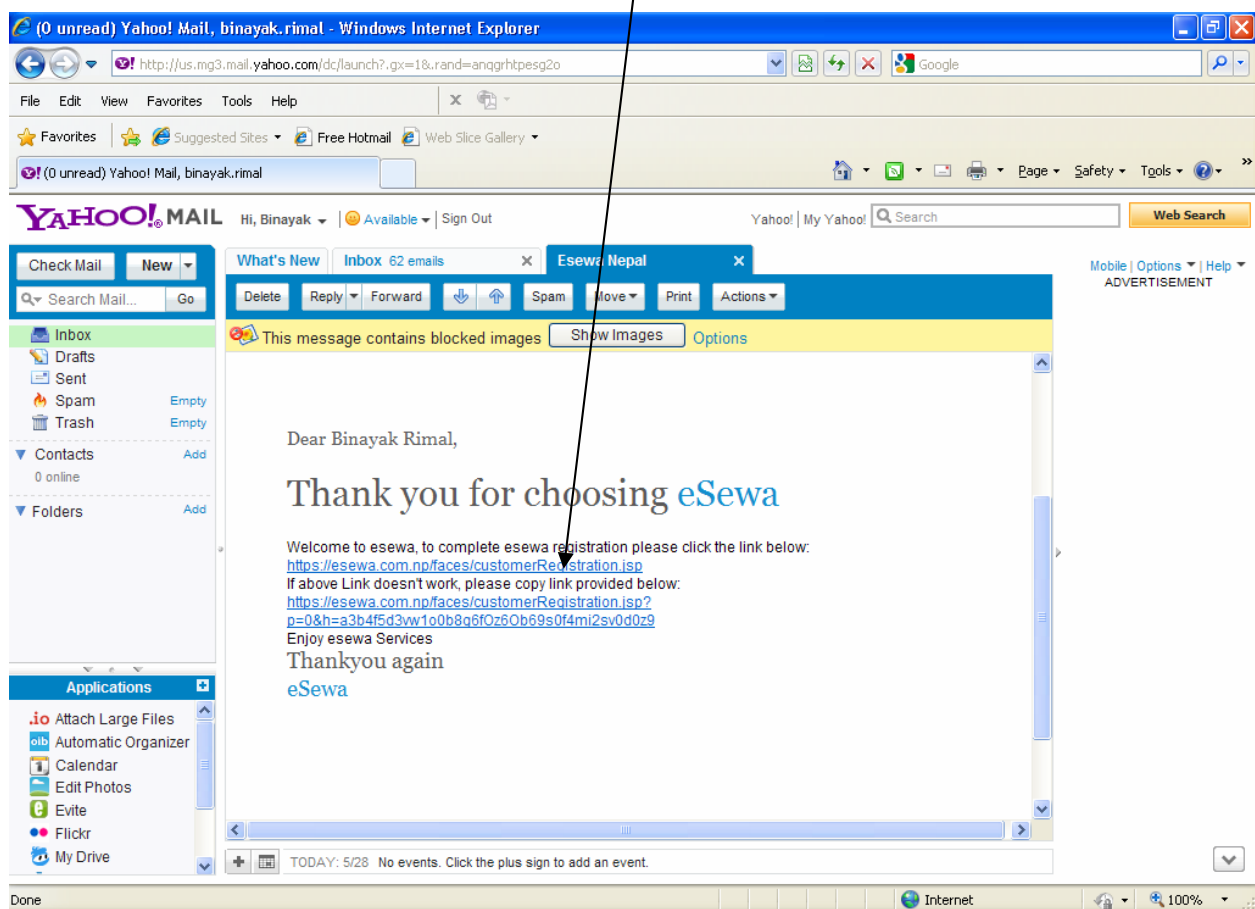


5. Check your email for a confirmation email sent by E-Sewa:

Now check your email. Please note that the E-Sewa system may take up to thirty minutes to send you a confirmation email.

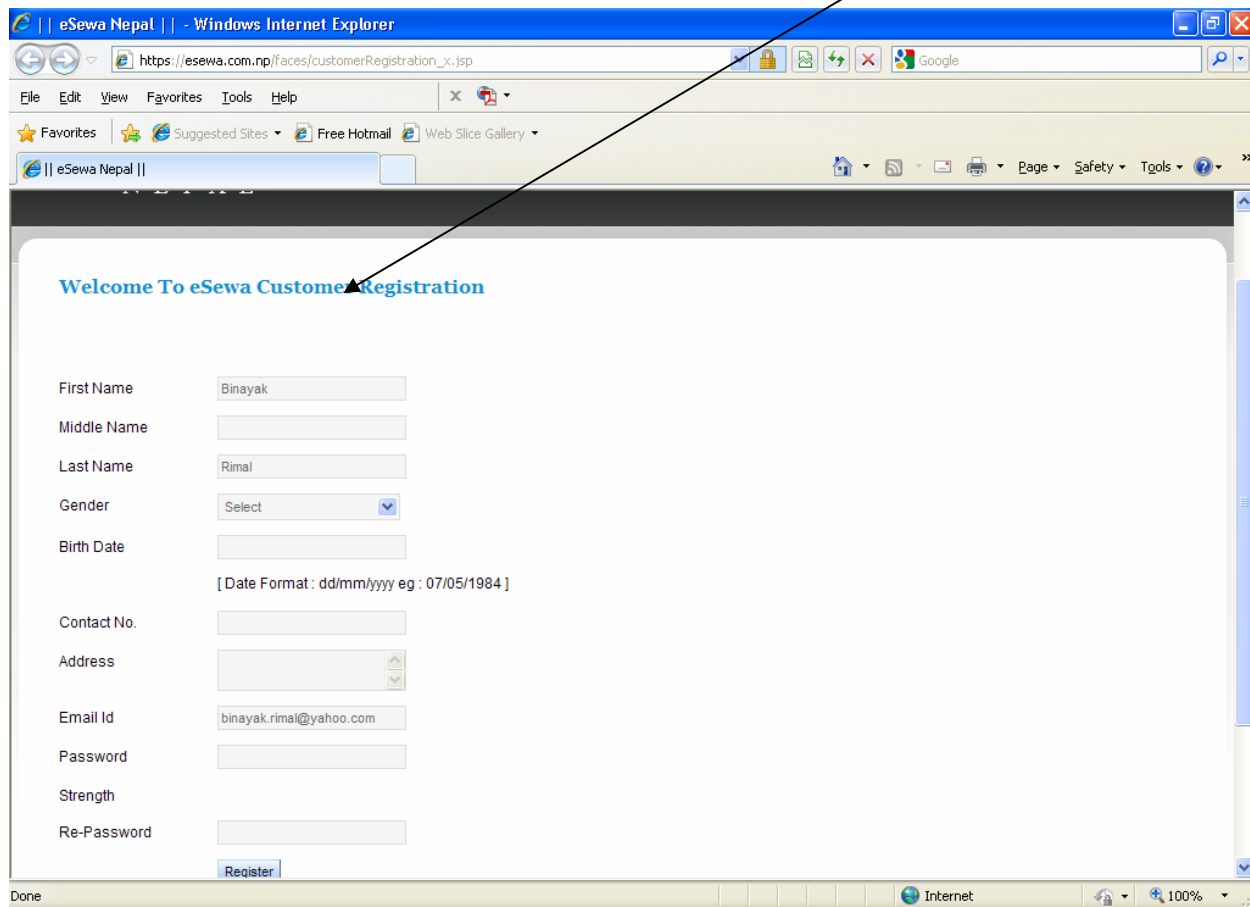
Please see the confirmation email from E-Sewa sent to my email.

Now click on the link <https://esewa.com.np/faces/customerRegistration.jsp> that can be seen on the email message.



## 6. Start second and final phase of registration:

A new web browser window opens up. This is the registration form for E-Sewa. Please note that your name and email address is already there. Please recall that you had already given your name and email address in the first phase of registration.



Windows Internet Explorer

https://esewa.com.np/faces/customerRegistration\_x.jsp

File Edit View Favorites Tools Help

Favorite Suggested Sites Free Hotmail Web Slice Gallery

|| eSewa Nepal ||

Page Safety Tools

### Welcome To eSewa Customer Registration

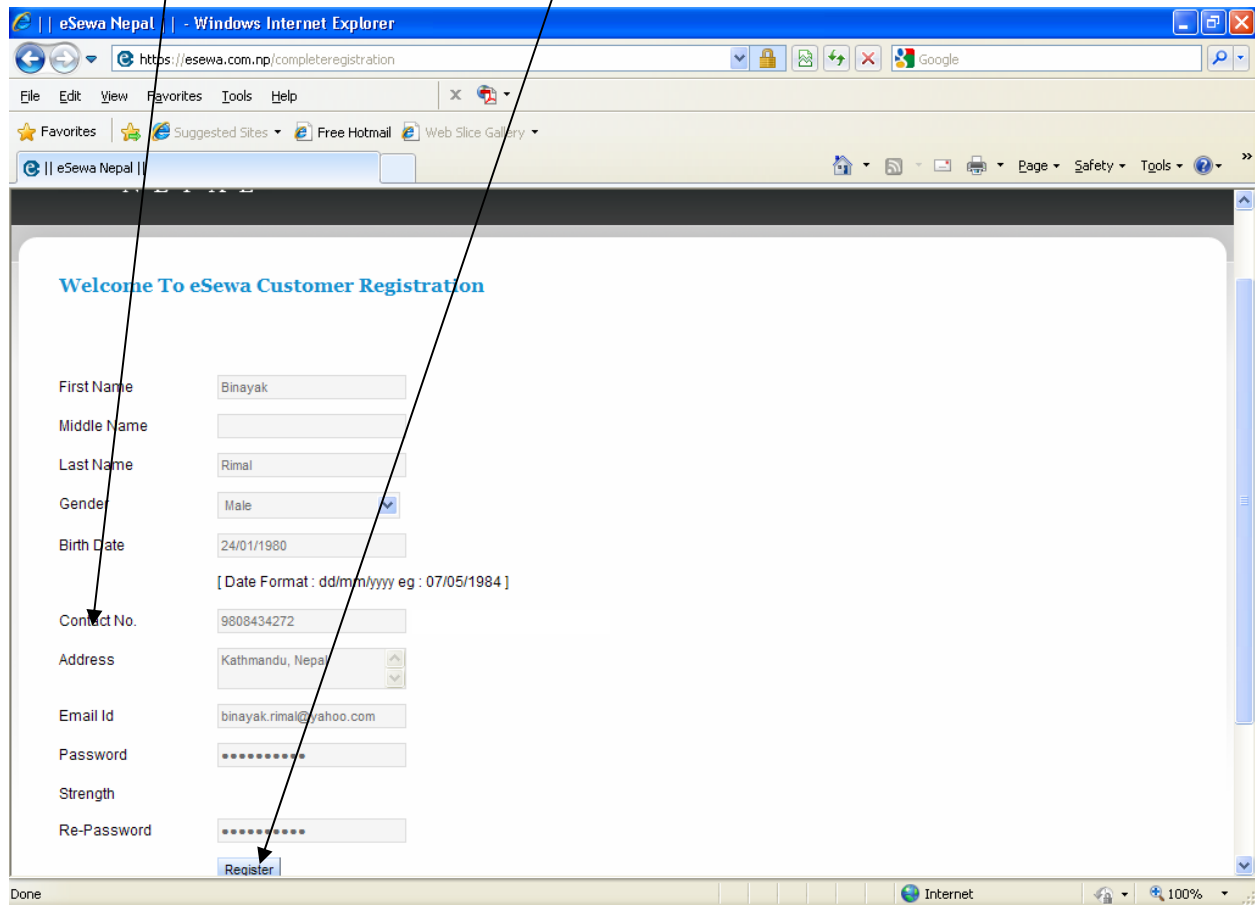
First Name	<input type="text" value="Binayak"/>
Middle Name	<input type="text"/>
Last Name	<input type="text" value="Rimal"/>
Gender	<input type="text" value="Select"/>
Birth Date	<input type="text"/>
	[ Date Format : dd/mm/yyyy eg : 07/05/1984 ]
Contact No.	<input type="text"/>
Address	<input type="text"/>
Email Id	<input type="text" value="binayak.rimal@yahoo.com"/>
Password	<input type="text"/>
Strength	<input type="text"/>
Re-Password	<input type="text"/>

Done Internet 100%

## 7. Complete registration page:

Please fill up the details and click on “**Register**” button at bottom of the page.

For “**Contact No**”, you must give your ten-digit mobile number. The system does not accept a land line (PSTN) number.



Windows Internet Explorer

https://esewa.com.np/completeregistration

File Edit View Favorites Tools Help

Favorite Suggested Sites Free Hotmail Web Slice Gallery

|| eSewa Nepal ||

### Welcome To eSewa Customer Registration

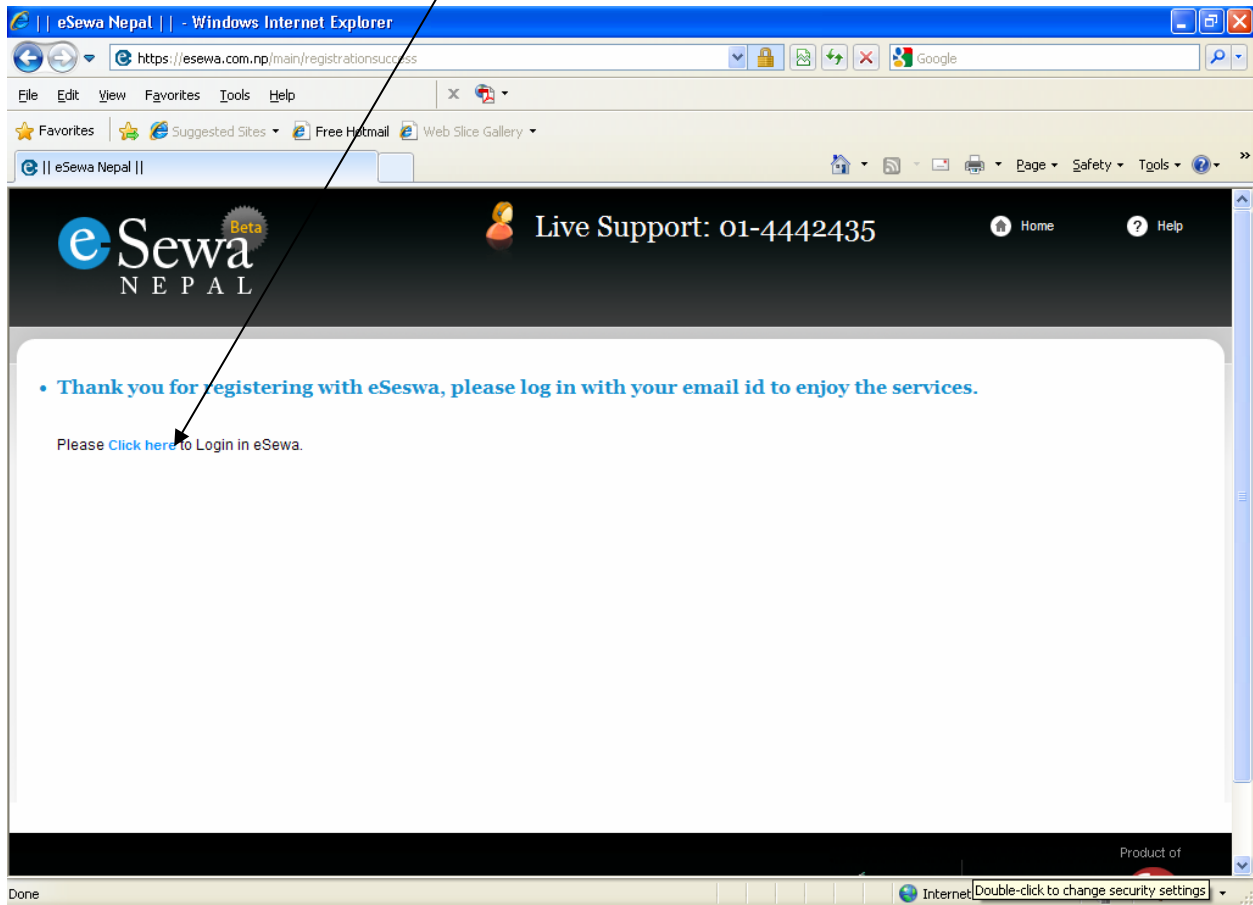
First Name	Binayak
Middle Name	
Last Name	Rimal
Gender	Male
Birth Date	24/01/1980
	[ Date Format : dd/m/n/yyyy eg : 07/05/1984 ]
Contact No.	9808434272
Address	Kathmandu, Nepal
Email Id	binayak.rimal@yahoo.com
Password	.....
Strength	
Re-Password	.....
	<input type="button" value="Register"/>

Done Internet 100%

8. Follow instruction to login:

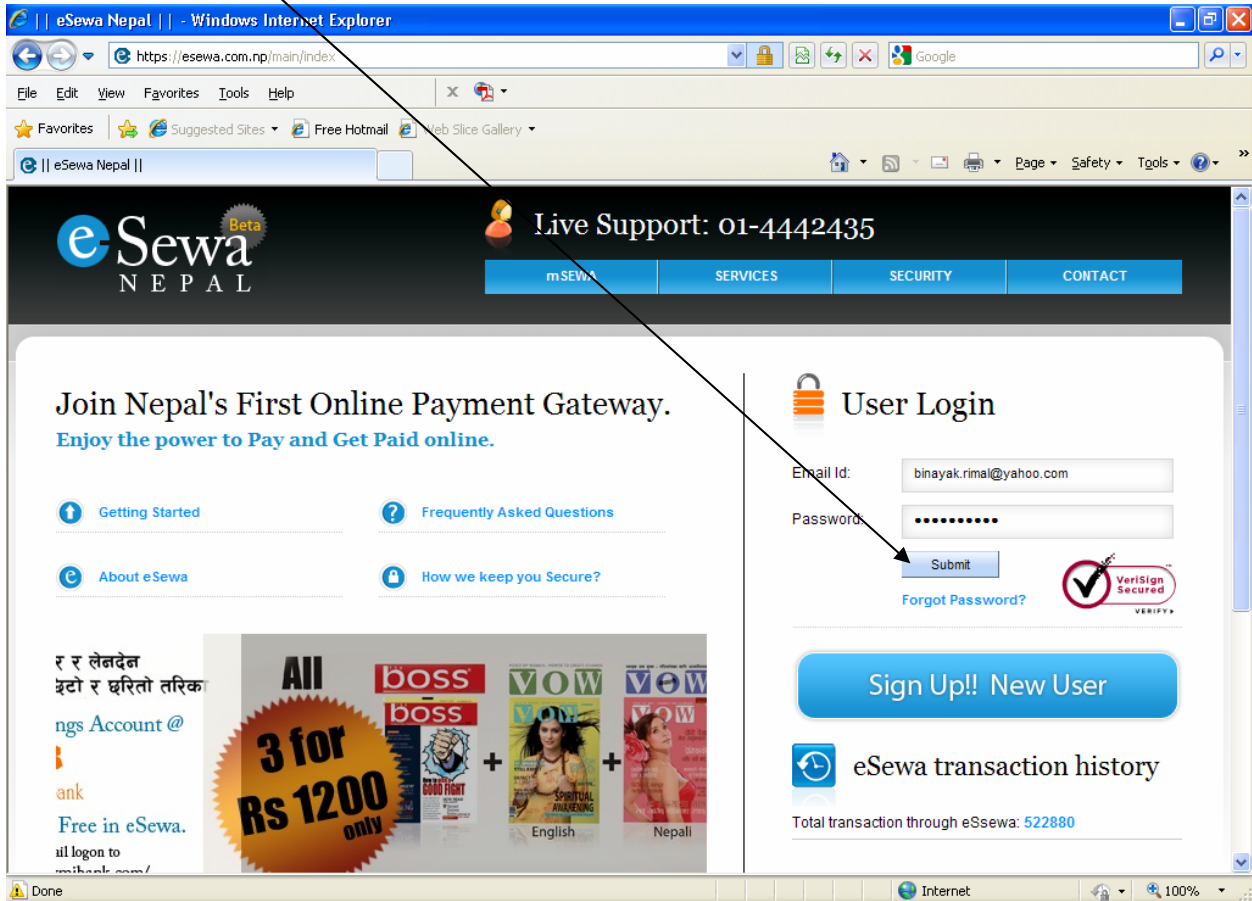
After registration is complete, you will see this page.

Now, on this page click **“Click here”** link.



## 9. Login to E-Sewa:

The link opens to the E-Sewa's login page. Please enter your Email id and password and press “**Submit**” button.



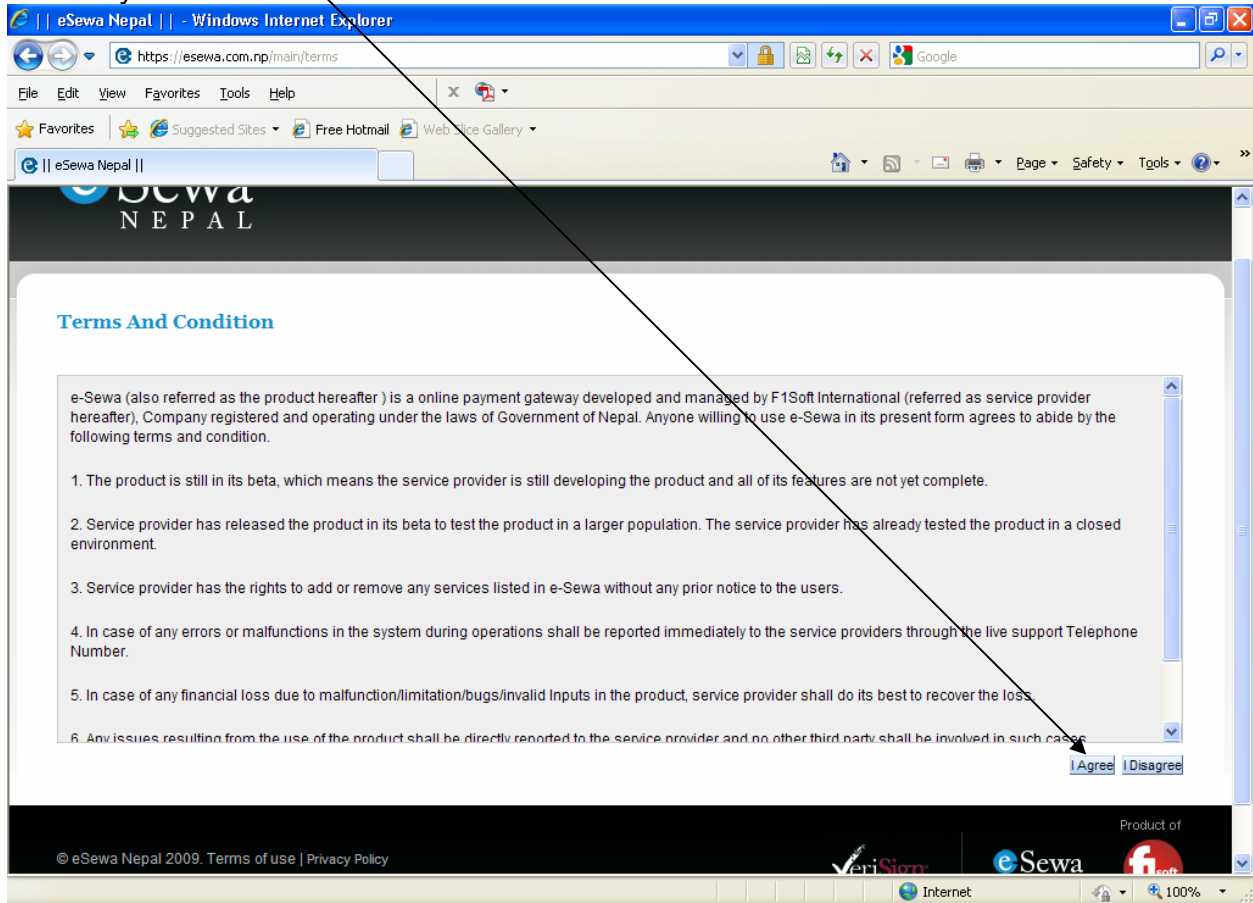
The screenshot shows the eSewa Nepal website interface. At the top, there is a navigation bar with the eSewa logo and a 'Live Support: 01-4442435' contact number. Below this is a menu with 'mSEWA', 'SERVICES', 'SECURITY', and 'CONTACT'. The main content area is divided into two columns. The left column contains promotional text: 'Join Nepal's First Online Payment Gateway. Enjoy the power to Pay and Get Paid online.' followed by links for 'Getting Started', 'Frequently Asked Questions', 'About eSewa', and 'How we keep you Secure?'. Below this is a promotional banner for 'All 3 for Rs 1200 only' featuring 'boss' and 'VOW' magazines. The right column features a 'User Login' section with a lock icon, input fields for 'Email Id' (binayak.rimal@yahoo.com) and 'Password', a 'Submit' button, and a 'Forgot Password?' link. A 'VeriSign Secured' logo is also present. Below the login section is a 'Sign Up!! New User' button and a 'eSewa transaction history' section showing a total transaction of 522880. The browser's address bar shows 'https://esewa.com.np/main/index' and the status bar shows 'Done' and 'Internet'.

## 10. Agree with terms and conditions:

You will see a page where the website lists terms and conditions.

Click on **“I Agree”** button towards the bottom right of the webpage.

This Terms and Condition page is visible when you have logged into E-Sewa for the first time only.



Terms And Condition

e-Sewa (also referred as the product hereafter ) is a online payment gateway developed and managed by F1Soft International (referred as service provider hereafter), Company registered and operating under the laws of Government of Nepal. Anyone willing to use e-Sewa in its present form agrees to abide by the following terms and condition.

1. The product is still in its beta, which means the service provider is still developing the product and all of its features are not yet complete.
2. Service provider has released the product in its beta to test the product in a larger population. The service provider has already tested the product in a closed environment.
3. Service provider has the rights to add or remove any services listed in e-Sewa without any prior notice to the users.
4. In case of any errors or malfunctions in the system during operations shall be reported immediately to the service providers through the live support Telephone Number.
5. In case of any financial loss due to malfunction/limitation/bugs/invalid Inputs in the product, service provider shall do its best to recover the loss.
6. Any issues resulting from the use of the product shall be directly reported to the service provider and no other third party shall be involved in such cases.

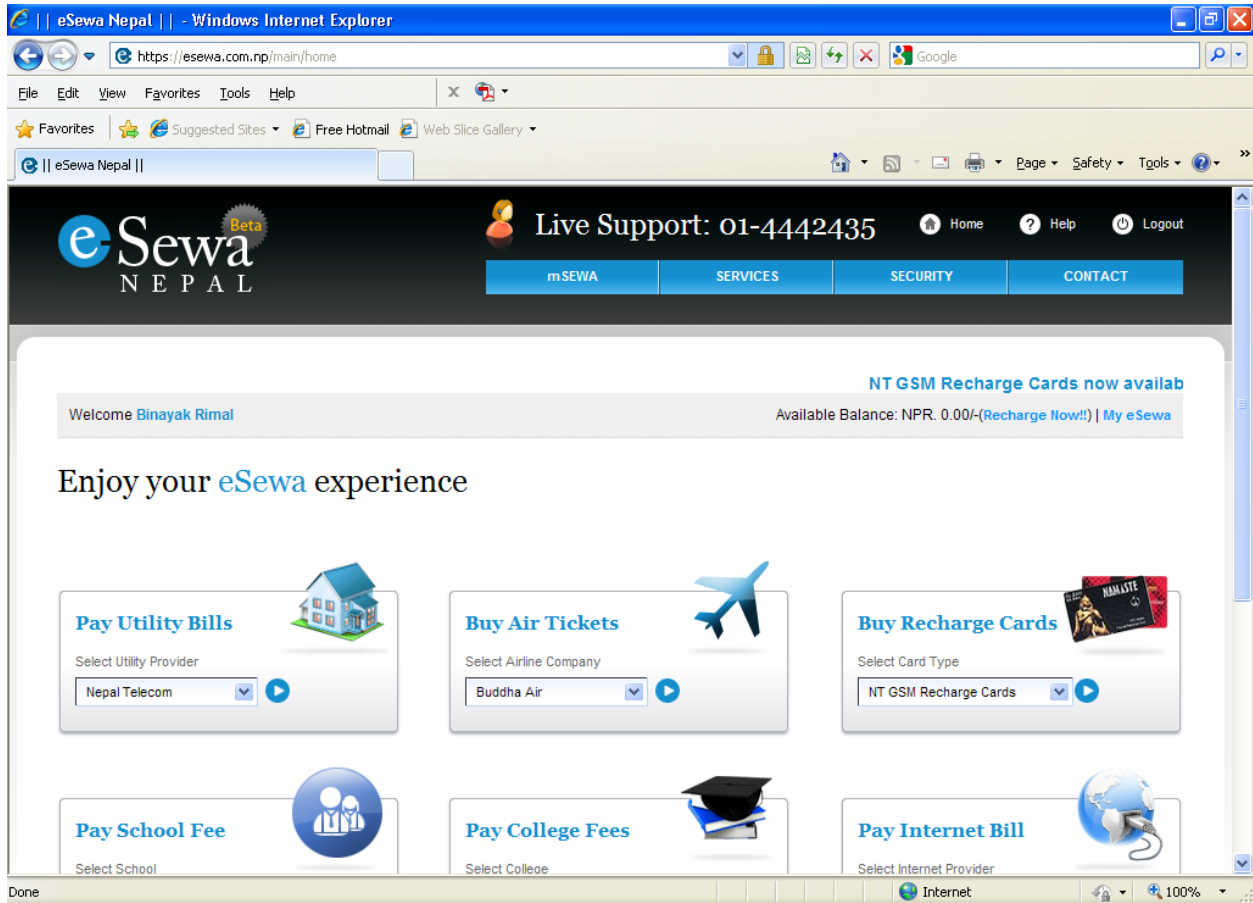
I Agree I Disagree

© eSewa Nepal 2009. Terms of use | Privacy Policy

Product of eSewa

## 11. Use E-Sewa:

Then you will see a page with list of E-Sewa services available. This is your E-Sewa's main page from where you can browse services offered by E-Sewa.



The screenshot displays the eSewa Nepal website interface within a Windows Internet Explorer browser window. The browser's address bar shows the URL <https://esewa.com.np/main/home>. The website header features the eSewa logo with a "Beta" badge, a "Live Support: 01-4442435" notification, and navigation links for Home, Help, and Logout. Below the header is a menu with buttons for mSEWA, SERVICES, SECURITY, and CONTACT. The main content area includes a welcome message for "Binayak Rimal" and a notification about "NT GSM Recharge Cards now available" with an available balance of NPR. 0.00/-(Recharge Now!!) and a link to "My eSewa". The central heading reads "Enjoy your eSewa experience". The page is organized into six service tiles, each with a title, an icon, and a selection dropdown menu:

- Pay Utility Bills**: Icon of a house. Dropdown menu: "Nepal Telecom".
- Buy Air Tickets**: Icon of an airplane. Dropdown menu: "Buddha Air".
- Buy Recharge Cards**: Icon of a recharge card. Dropdown menu: "NT GSM Recharge Cards".
- Pay School Fee**: Icon of two people. Dropdown menu: "Select School".
- Pay College Fees**: Icon of a graduation cap. Dropdown menu: "Select College".
- Pay Internet Bill**: Icon of a globe with a plug. Dropdown menu: "Select Internet Provider".

The browser's status bar at the bottom shows "Done" and "Internet" connection, with a zoom level of 100%.

## 12. Logout from E-Sewa:

To logout from E-Sewa, click on Logout link on top right corner of the webpage.

